

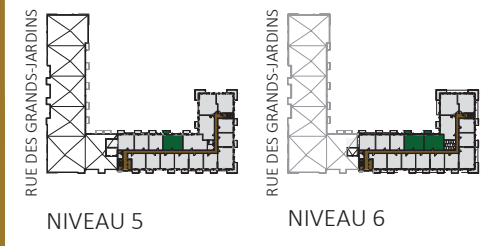
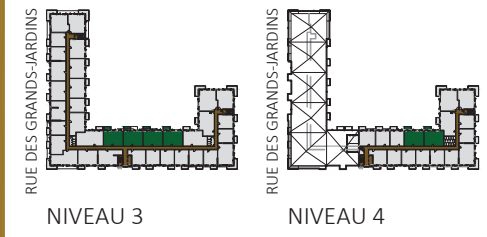
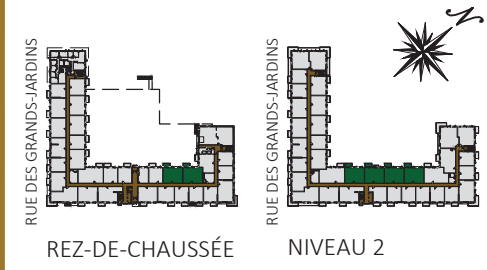



4 1/2

LOGEMENT TYPE B-1.2

SUPERFICIE BRUTE 986 pi²
 SUPERFICIE BALCON 72 pi²

- 108 □ 109 □ 214 □ 215 □ 216 □ 217
- 314 □ 315 □ 316 □ 317 □ 413 □ 414
- 514 □ 613 □ 614



NOTE: _____

