

4 1/2

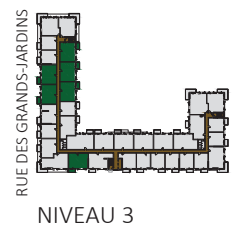
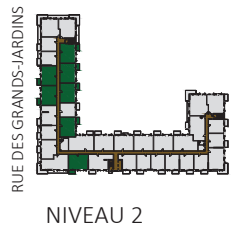
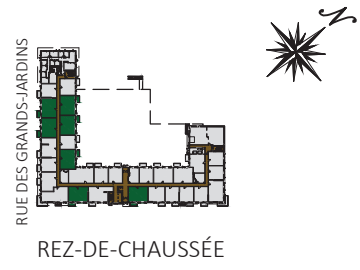
LOGEMENT TYPE B-1



SUPERFICIE BRUTE 972 pi<sup>2</sup>

SUPERFICIE BALCON 72 pi<sup>2</sup>

- 101 □ 114 □ 116 □ 117 □ 120 □ 121
- 126 □ 219 □ 221 □ 222 □ 223 □ 228
- 229 □ 234 □ 321 □ 322 □ 323 □ 328
- 329 □ 334



NOTE: \_\_\_\_\_  
 \_\_\_\_\_  
 \_\_\_\_\_  
 \_\_\_\_\_