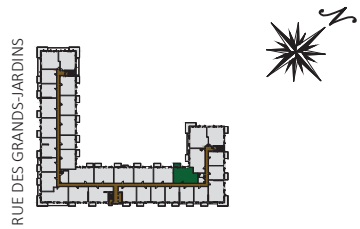


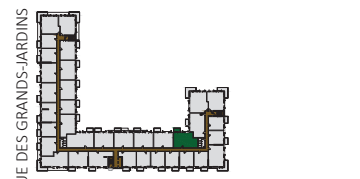
4 1/2+ LOGEMENT TYPE B-13

SUPERFICIE BRUTE	1124 pi ²
SUPERFICIE BALCON	72 pi ²

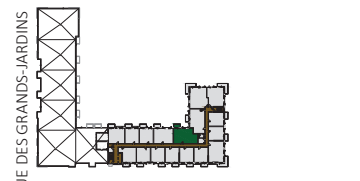
□ 213 □ 313 □ 513



NIVEAU 2



NIVEAU 3



NIVEAU 5



NOTE: _____

