

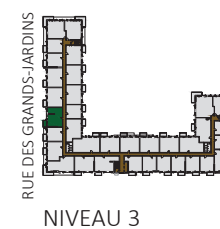
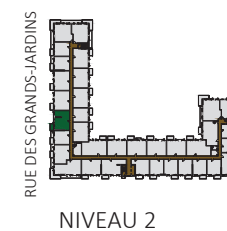
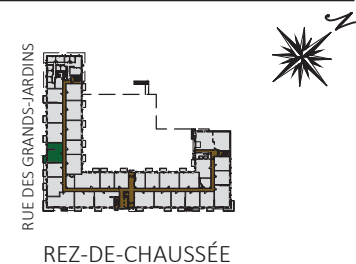
4 1/2

LOGEMENT TYPE B-2

SUPERFICIE BRUTE 960 pi²

SUPERFICIE BALCON 72 pi²

□ 122 □ 230 □ 330



NOTE: _____

