

4 1/2

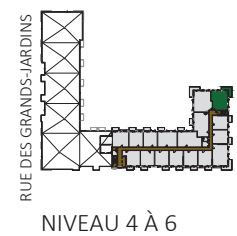
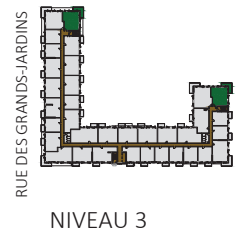
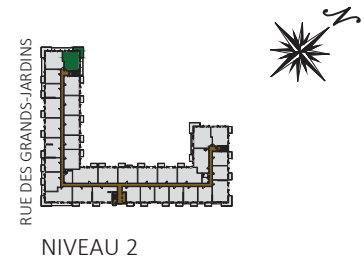
LOGEMENT TYPE B-6



SUPERFICIE BRUTE 1 033 pi²

SUPERFICIE BALCON 186 pi²

□ 224 □ 310 □ 324 □ 410 □ 510 □ 610



NOTE: _____

